

CHRYSLER



2007  
CHRYSLER  
PT CRUISER

For more information, please visit [www.chrysler.com/pt\\_cruiser](http://www.chrysler.com/pt_cruiser)

©1995-2006 DaimlerChrysler. All Rights Reserved.  
For important information, go to [www.chrysler.com/universal/privacy.html](http://www.chrysler.com/universal/privacy.html)

Page 1 of 9



ACCESSORIES

Authentic Chrysler Accessories by Mopar are the perfect fit for your lifestyle. With a wide selection of original equipment accessories to choose from, including a Chrome Fuel Filler Door, Rear Spoiler, Illuminated Door Entry Guards, Chrome Exhaust Tip, and Remote Start,\* every experience is enhanced with Mopar. For more information, visit [mopar.com/chrysler](http://mopar.com/chrysler) or see your local Chrysler dealer.

\*Check state and local laws on use of remote starters.

ENGINES

Pick up the pace with PT Cruiser's high-output 2.4-liter turbocharged engine. It creates 230 horse-power at 5,100 rpm and 245 lb-ft of available peak torque from 2,400 to 4,400 rpm. This engine is standard on PT Cruiser GT.

A turbocharged 2.4-liter DOHC 16-valve 4-cylinder engine producing 180 horsepower and 210 lb-ft of torque is available on PT Cruiser Limited.



PT Cruiser's standard 2.4-liter DOHC 16-valve 4-cylinder power plant offers 150 horsepower at 5,100 rpm and 165 lb-ft of torque at 4,000 rpm. You'll appreciate those numbers when you step on the gas pedal to climb a hill or pass another vehicle.

TRANSMISSION

To put all that power into motion, choose from a five-speed manual transaxle or an optional four-speed automatic.



- The standard five-speed manual transaxle has ratios spaced to get optimum performance and fuel efficiency from the standard 2.4-liter engine. A heavy-duty Getrag five-speed manual is on PT Cruiser GT.
- The four-speed automatic is an electronic, fully adaptive transaxle, and is included with the 180-horsepower turbocharged engine. Available on PT Cruiser, Touring, Limited, GT. The AutoStick® shifter, available on PT Cruiser GT, allows you to change gears without a clutch or ignore shifting altogether and let the transaxle shift for you.



AIR BAGS

The PT Cruiser experience includes a reassuring sense of protection. That's because we've included some of the most up-to-date safety features like Advanced Multistage driver and passenger front air bags\*.

The available supplemental side air bags\* (standard on PT Cruiser Limited and GT) offer additional protection for driver and front-outboard passenger in the event of a collision.

*\*Always use seat belts. Remember, a back seat is the safest place for children 12 and under.*

CHRYSLER



## PT CRUISER FEATURES (continued)



### INSTRUMENT PANEL

From Marine Blue Pearl to Inferno Red Crystal Pearl, the available color-keyed instrument panel inserts\* help bring the style of your PT Cruiser from the outside in. The contemporary design matches PT Cruiser's unique style and quality engineering. After all, why should the people on the outside have all the good views?

\*With select colors only



### TRACTION CONTROL

PT Cruiser's available low-speed traction control helps the front (driving) wheels retain traction during acceleration, especially if one wheel is on a slippery surface. Traction control is automatically active below about 35 mph, but you can disable it using a switch. Standard on PT Cruiser GT, and available on PT Cruiser Limited with performance four-wheel disc antilock brakes.

### VERSATILITY

With the versatility of up to 160 different seating and cargo configurations, you can shape the interior space of a PT Cruiser to fit whoever and whatever you need to carry. Use the available fold-down front-passenger seat or standard 65/35 split-folding rear seat. Or remove all the rear seats and load it up. Of course, with the leather-trimmed seating on PT Cruiser Limited (K package) and GT, you may want to fill those seats with people.


### ANTILOCK BRAKES



PT Cruiser's front disc and rear drum brakes provide smooth operation and good pedal feel. Large-diameter front rotors ensure ample stopping ability and heat resistance. Standard drum-type rear brakes have stamped steel hub sections and cast iron friction surfaces (standard on the PT Cruiser, Touring, Limited).

For added braking security in slippery conditions, front disc/rear drum antilock brakes are available on PT Cruiser, Touring and Limited, while four-wheel-disc performance antilock brakes with low-speed traction control are available on PT Cruiser Limited, and standard on PT Cruiser GT.

### SUSPENSION



PT Cruiser's MacPherson strut front suspension features a high roll center for responsive steering that helps reduce body lean.

A unique combination of a twist-beam axle guided by trailing arms and a Watt's linkage keeps the suspension movement in line with the frame and helps eliminate hops and skips on turns. The innovative Watt's linkage also maximizes cargo space by eliminating rear wheel intrusions.



### INTERIOR STYLING

The depth of design innovations doesn't stop with the PT Cruiser's exterior. Interior amenities like leather-trimmed seats with Preferred Suede accents and a leather-wrapped steering wheel are available on Limited Models. In fact, the interior styling of every PT Cruiser is luxurious, refined, and designed to fit you.

With four sedan models to choose from, the level of convenience is up to you. But no matter which PT Cruiser Sedan you choose, you'll get power windows, rear windshield wiper/washer, 65/35 split fold/tumble/removable rear seat, and rear defrost, standard.



### SOUND SYSTEMS

Call it street chic. The hardworking silver carbon fiber-look center stack (standard on GT), topped with signature wing badge analog clock, includes temperature controls as well as controls for the sound system with available six-disc CD player and MP3 play capability. A SIRIUS® Satellite radio with more than 120 channels is also available. Music is beautifully reproduced by the sensationally clear speakers in the available Boston Acoustics® audio system. A Satin Silver gearshift knob controls a Getrag five-speed manual or available easy-going AutoStick® transaxle.

### SHELF

The available multi-position rear shelf\* is perfect for tailgating, but you can also take it out, turn it over and use it as a catch tray for messy items. And since it's nobody's business what you're carrying, you can reposition the shelf as a cargo security screen.

\*Do not load objects weighing more than 100 pounds on shelf panel.



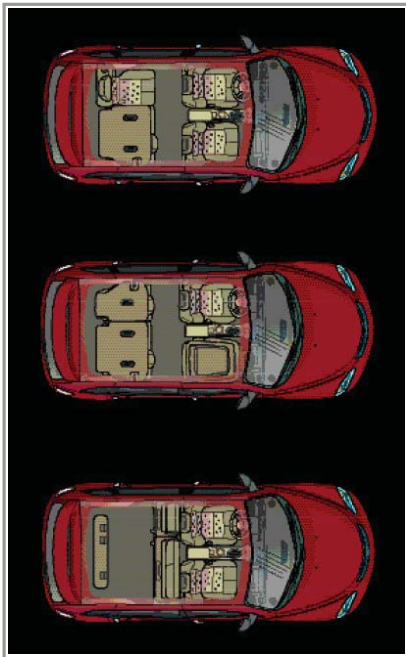
Properly secure all cargo.



## CARGO SPACE

If you appreciate having all kinds of places to put your things, you'll be impressed with PT Cruiser. It boasts a full 21.6 cubic feet of cargo room with all the seats in place, or 62.7 cubic feet with the rear seat removed. It's perfect for running errands around town, packing for an extended road trip, or even hauling the lumber for your next home-improvement project.

\*Properly secure all cargo.



## STORAGE

Fold down just one of the 65/35 split-folding rear seats for even more cargo-carrying capacity and still carry a rear-seat passenger. Fold both rear and front passenger seats down and you can slide in long toys and tools. Tumble rear seats forward and configure the front-passenger seat and both rear seats for up to 32 available seating arrangements. You can even remove the rear seats completely. Count on 160 different available seating and storage configurations, and 120.5 cubic feet of interior space. Even the available rear shelf has five positions. Pack up and go.


*Properly secure all cargo.*



AVAILABLE EXTERIOR COLORS



AVAILABLE SEAT COLORS



You'll feel as cool as you look in your choice of bucket seats.

- PT Cruiser and Touring feature standard Bauhaus cloth seats in Pastel Pebble Beige(1) or Pastel Slate Gray(2).
- PT Cruiser Touring features optional Royale Leather trim in Pastel Pebble Beige(9).
- Limited Edition (G package) features standard Alias cloth seats in Pastel Slate Gray(3) or Pastel Pebble Beige(4).
- Limited Edition (K package) features standard Royale Leather trim with Preferred Suede® Microfiber trim in Pastel Pebble Beige(7) or Pastel Slate Gray(8).
- PT Cruiser GT features standard Royale Leather trim with two-tone Axis perforated inserts in Pastel Pebble Beige(5) or Pastel Slate Gray(6).

WHEEL OPTIONS



Clearly, PT Cruiser's style is the sum of its parts.

1. Steel Wheel with 15-inch silver painted bolt-on wheel cover is standard on PT Cruiser and Touring.
2. 16-inch 9-spoke silver painted cast aluminum wheel is standard on Limited Edition (G package).
3. 16-inch 9-spoke chrome-clad cast aluminum wheel is standard on Limited Edition (K package) and available on Limited Edition (G package).
4. 17-inch 15-spoke chrome-clad cast aluminum wheel is standard on GT.